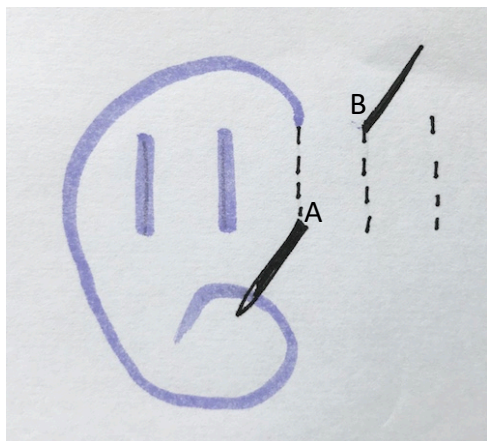



Stitch Instructions

Straight stitch



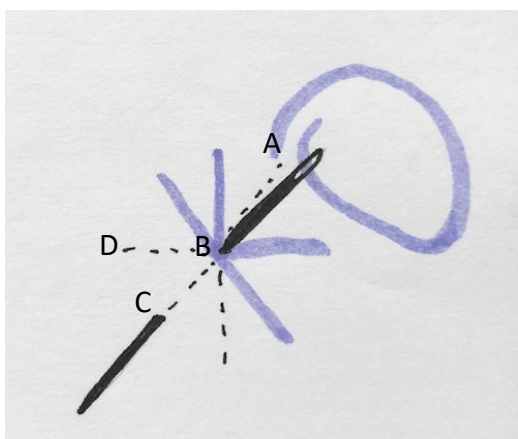
The simplest of stitches and so versatile. Put the needle down at A and up at B. Pull the thread, not too tightly. This is simply, a single stitch. It can be in any direction and is the basis of lots of other stitches.

Seed stitch



Seed stitches are just randomly placed small straight stitches. These are often used to fill a larger shape. They can be any size or thickness but are usually small in size.

Star stitch



This is another variation of straight stitch. All the 6 or 8 stitches come and down from one central place (B). To start, come up at A and down at B (centre), up at C, down at B, up at D etc. It is up to you if all 8 lines are the same size, or you make the centre + slightly larger than the diagonal X, for a snowflake for example.